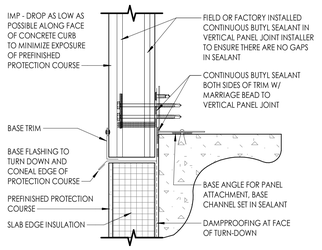

D1 A412 **SECTION DETAIL - BASE OF WALL**
3" = 1'-0"

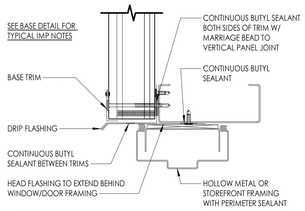

D2 A412 **SECTION DETAIL - OPENING HEAD**
3" = 1'-0"

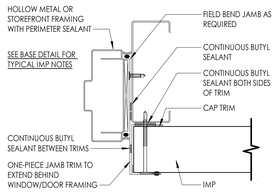

P4 A412 **PLAN DETAIL - OPENING JAMB**
3" = 1'-0"

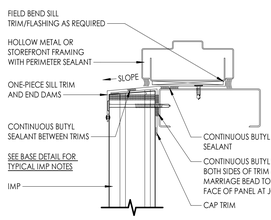

D3 A412 **SECTION DETAIL - OPENING SILL**
3" = 1'-0"

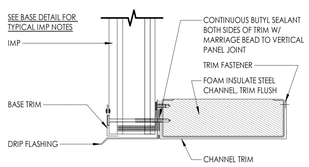

D4 A412 **SECTION DETAIL - OVERHEAD DOOR HEADER**
3" = 1'-0"

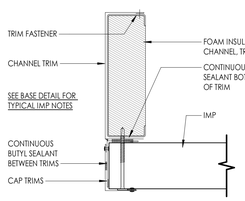

P5 A412 **PLAN DETAIL - OVERHEAD DOOR JAMB**
3" = 1'-0"

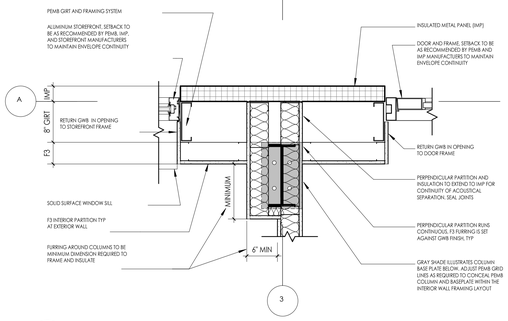

P1 A412 **PLAN DETAIL - TYPICAL OFFICE AREA FURRING**
1" = 1'-0"

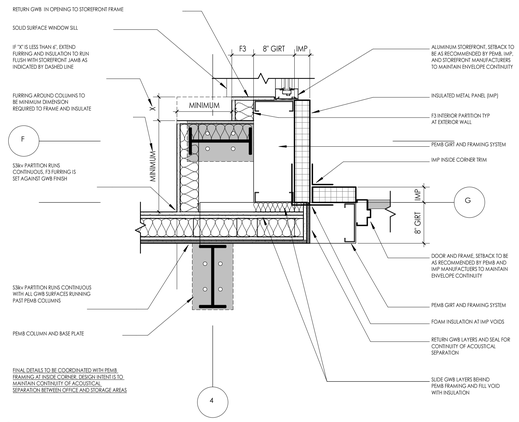

P2 A412 **PLAN DETAIL - OFFICE & STORAGE AREA**
1" = 1'-0"

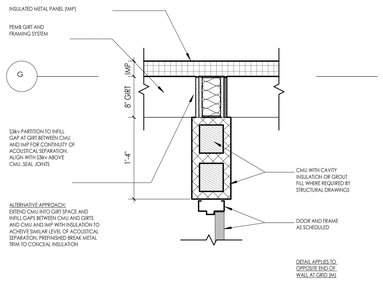

P3 A412 **PLAN DETAIL - GARAGE CMU AT EXTERIOR WALL**
1" = 1'-0"

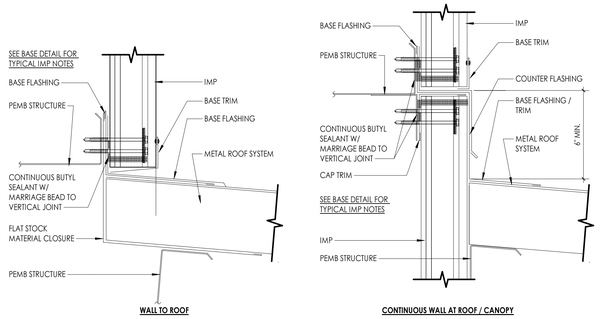

D5 A412 **SECTION DETAIL - IMP WALL TO ROOF**
3" = 1'-0"

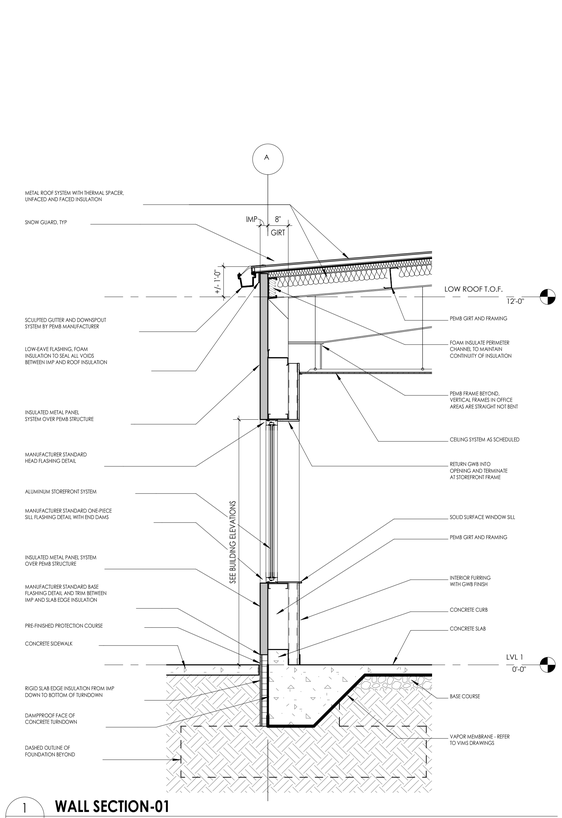

1 A412 **WALL SECTION-01**
1/2" = 1'-0"

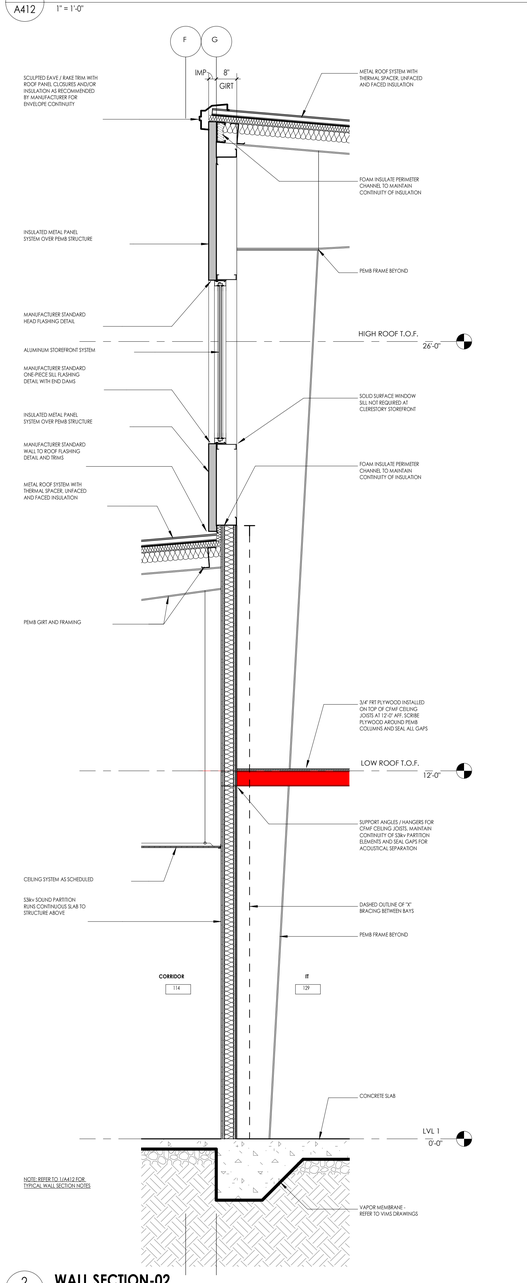

2 A412 **WALL SECTION-02**
1/2" = 1'-0"

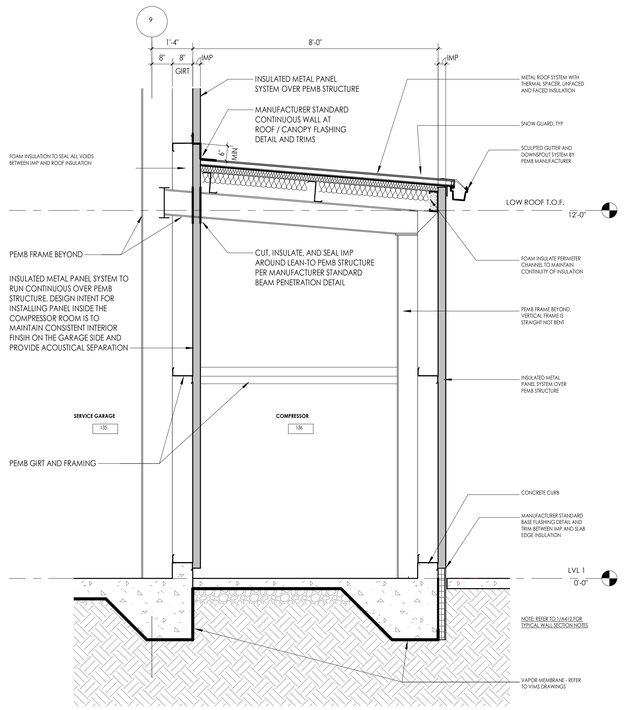

3 A412 **WALL SECTION-03**
1/2" = 1'-0"

CPL
400 Bellemeade Street Suite 401
Greensboro, NC 27401
CPLteam.com

PROJECT INFORMATION

Project Number
15716.00

Client Name
BUNCOMBE COUNTY

Project Name
FLEET SERVICES COMPLEX

Project Address
2945 RIVERSIDE DRIVE
ASHEVILLE, NC

PROJECT ISSUE & REVISION SCHEDULE

No.	Date	Description

CPL Architects and Engineers, P.C.
REGISTERED ARCHITECTURAL CORPORATION
5130
1
NORTH CAROLINA
Charlotte, North Carolina

TIMOTHY O. DALTON
REGISTERED ARCHITECT
11661
03/20/2023
NORTH CAROLINA
CHARLOTTE, NC

SHEET INFORMATION

Issued	Scale
01/26/2023	As indicated

Project Status

Drawn By	Checked By
Author	Checker

Drawing Title
WALL SECTIONS & DETAILS

Drawing Number
A412

4/14/2023 9:50:06 AM <project location>\D Design\08 CAD\Revit\CENTRAL FILES